

# FACT STRATEGY POSTERS

## Multiplication

This set of posters uses words, numbers, and pictures to illustrate each of the multiplication fact strategies introduced and reviewed in Bridges and Number Corner, Grades 3 and 4. Originally developed by math interventionists Laurie Kilts and Kim Hornbeck, these posters have been updated to reflect the multiplication fact strategy names and models used in Bridges 2nd Edition.

### Grade Level Suggestions

#### Grades 3 & 4

Display each poster after you have introduced or reviewed the strategy, and leave it up for students' reference through the school year.

Review and discuss the strategies in your growing collection periodically through the year.

#### Grade 5

Display and review the entire collection early in the school year, and leave it up through the year for students' reference.


These posters are set up for printing on letter size paper; however, we recommend that you enlarge them onto 11 × 17 if possible, or have a print shop make them even larger. They can then be posted in your classroom for student reference and discussion.



The MATH  
LEARNING  
CENTER


# Zero Facts $\times 0$

The *zero property of multiplication* says that the product of any number and 0 is 0.



$$0 \times 3 = 0$$

*Zero groups of 3 equal 0.*




$$5 \times 0 = 0$$

*Five groups of 0 equal 0.*


# Ones Facts $\times 1$

The *identity property of multiplication* says that the product of any number multiplied by 1 is that number.



$$1 \times 6 = 6$$

*One group of 6 equals 6.*




$$8 \times 1 = 8$$

*Eight groups of 1 equal 8.*


# Doubles Facts $\times 2$

To multiply any number by 2, double it.



$$7 + 7 = 14$$

$$2 \times 7 = 14$$

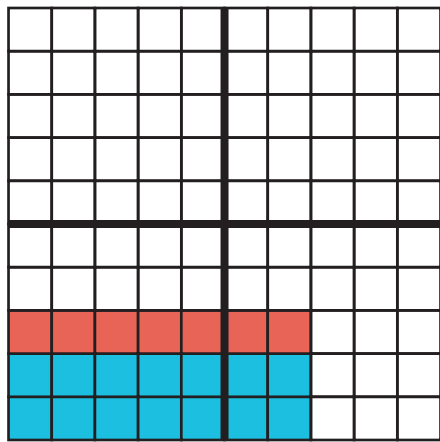


$$9 + 9 = 18$$

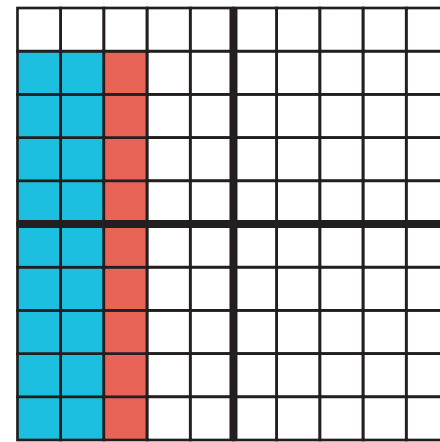
$$9 \times 2 = 18$$

# Doubles Plus One Set Facts $\times 3$

To multiply any number by 3, double it and then add one more set of that number.



$$\begin{aligned} 3 \times 7 &= (2 \times 7) + 7 \\ &= 14 + 7 \\ &= 21 \end{aligned}$$




$$\begin{aligned} 9 \times 3 &= (9 \times 2) + 9 \\ &= 18 + 9 \\ &= 27 \end{aligned}$$

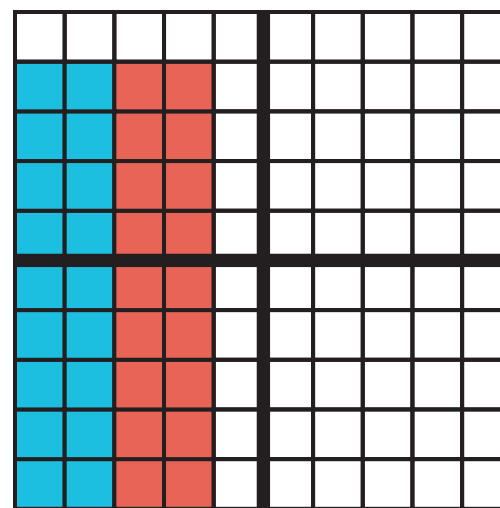
# Double-Doubles

## Facts $\times 4$

To multiply any number by 4, double the number and then double that product.




$$\begin{aligned} & \mathbf{4} \times 7 \\ 2 \times 7 &= 14 \\ 2 \times 14 &= 28 \\ \mathbf{4} \times 7 &= 28 \end{aligned}$$



$$\begin{aligned} & 9 \times \mathbf{4} \\ 9 \times 2 &= 18 \\ 18 \times 2 &= 36 \\ 9 \times \mathbf{4} &= 36 \end{aligned}$$

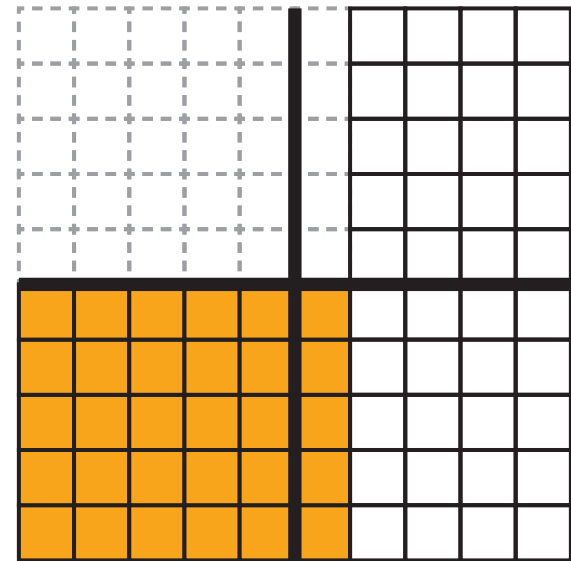
# Half-Tens Facts $\times 5$

To multiply any number by 5, multiply it by 10 and then divide the result in half.



$$10 \times 6 = 60$$


→  
 $60 \div 2 = 30$



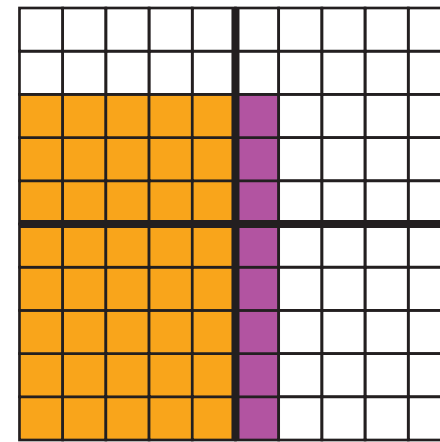
$$5 \times 6 = 30$$

# Half-Tens Plus One Set Facts $\times 6$

To multiply any number by 6, multiply it by 5 and then add one more set of that number.



$$\begin{aligned} 6 \times 4 &= (5 \times 4) + 4 \\ &= 20 + 4 \\ &= 24 \end{aligned}$$

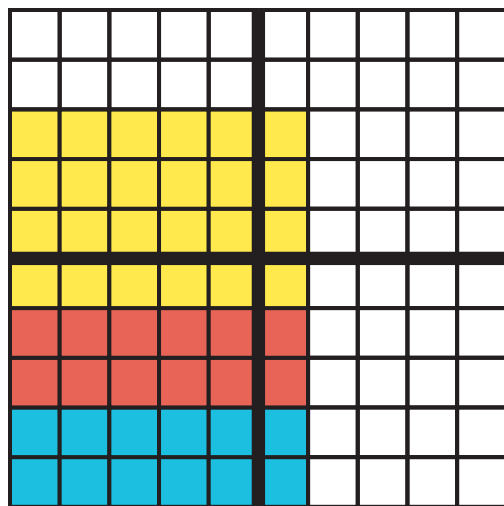


$$\begin{aligned} 8 \times 6 &= (8 \times 5) + 8 \\ &= 40 + 8 \\ &= 48 \end{aligned}$$



# Double-Double Doubles Facts $\times 8$

To multiply any number by 8, double the number. Then double the product and finally, double that product.



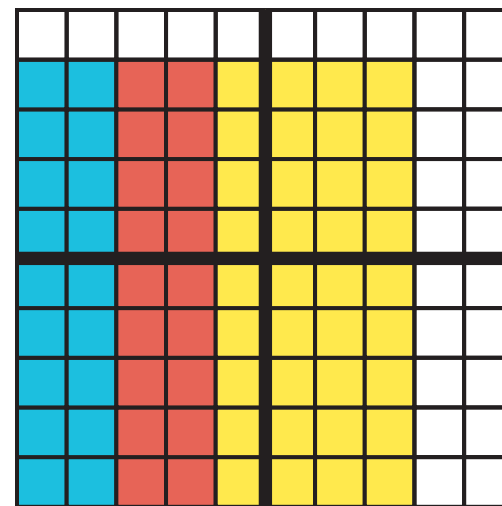
$$8 \times 6$$

$$2 \times 6 = 12$$

$$2 \times 12 = 24$$

$$2 \times 24 = 48$$

$$8 \times 6 = 48$$



$$9 \times 8$$

$$9 \times 2 = 18$$


$$18 \times 2 = 36$$

$$36 \times 2 = 72$$

$$9 \times 8 = 72$$

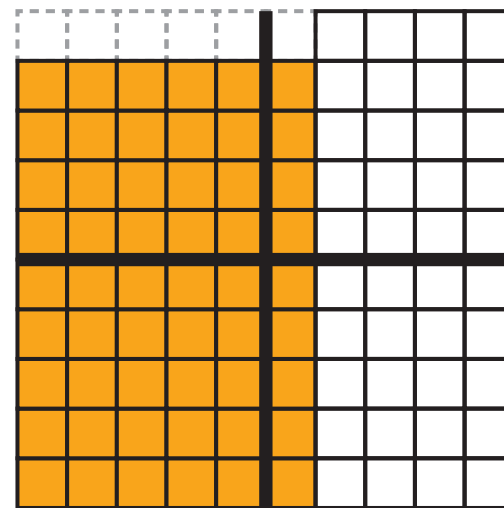
# Tens Minus One Set Facts $\times 9$

To multiply any number by 9, multiply it by 10 and then subtract one set of that number.



$$10 \times 6 = 60$$

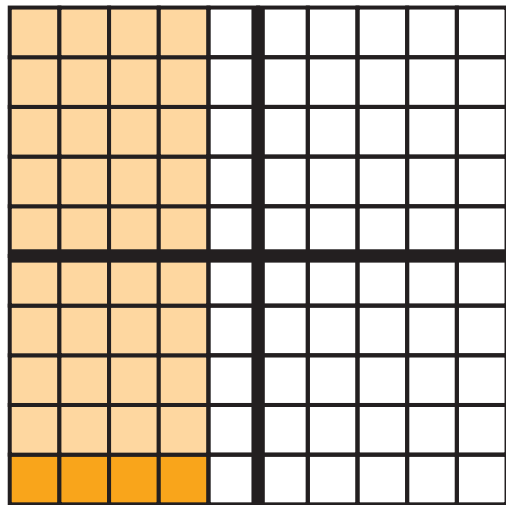
$$\xrightarrow{60 - 6 = 54}$$



$$9 \times 6 = 54$$

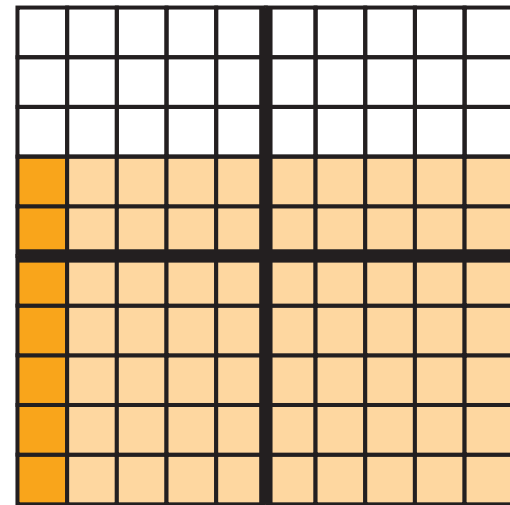
# Tens Facts $\times 10$

To multiply any number by 10, think of the number that is equal to that many tens.



$$10 \times 4 = 40$$

*10 times 4 is the same as 4 tens.  
We call that number 40.*



$$7 \times 10 = 70$$

*7 times 10 is the same as 7 tens.  
We call that number 70.*